

BassamFellows Craftsman Modern




*Nature is a true part of today's living.
Our collection utilizes exceptional natural materials,
embraces expert craftsmanship,
and offers timeless comfort.*





CB-41 Daybed shown in solid Santos Rosewood. Hand sewn cushions made from four separate panels of leather, stitched with an inverted seam. Oxidized brass adjustable back support.





CB-311 Leather Desk shown in Santos Rosewood. Black leather inset top and drawer linings.
Three drawers with adjustable dividers.





CB-22 Tractor Counter Stool shown in carved solid Walnut with black leather wrapped footrest.

CB-21 Tractor Stools shown in carved solid Teak.





CB-25 Mantis Side Chair shown in carved solid Ash.
CB-331 Plank Table shown in solid Ash with oxidized brass base.





left CB-12 Trays shown in carved solid Teak.

right CB-12 Trays shown in carved solid Ash with Mesa Orange aniline dye.

CB-21 Tractor Stool shown in carved solid Teak. CB-22 Tractor Counter Stool shown in carved solid Walnut.





left CB-12 Tray shown in carved solid Teak.
right CB-33 Tray Rack Side Table with two removable CB-12 Trays shown in carved solid Walnut.
CB-510 High Back Lounge Chair with exposed solid Walnut frame.






left CB-510 High Back Lounge Chair with exposed solid Walnut frame. CB-53 Low Back Sofa with exposed solid Walnut frame.
right CB-53 Low Back Sofa with exposed solid Walnut frame. CB-33 Tray Rack Side Table with two removable CB-12 Trays shown in carved solid Walnut.
In background across courtyard, CB-12 Trays shown in carved solid Ash with Mesa Orange aniline dye.





CB-50 Low Back Lounge Chairs with exposed solid Indian Rosewood frame.
Hand sewn cushions made from four separate panels of leather stitched with an inverted seam, tufted and welted.





left CB-39 Slat Bench shown in solid Teak.

right CB-21 Tractor Stools shown in carved solid Teak. CB-36 Circular Coffee Table shown in solid Teak. Oxidized brass base.





CB-35 Circular Dining Table shown in solid Santos Rosewood.
Oxidized brass base. Seats six people.





left CB-332 Plank Coffee Table shown in solid Ash. Oxidized brass base.

right CB-331 Plank Table shown in solid Ash. Oxidized brass base.






CB-345 Stripe Bench with alternating solid planks of Teak, Ash, and Walnut. Black aniline dyed Ash base.
Carved seat detail accommodates optional cushion.





CB-343 Stripe Coffee Table with alternating solid planks of Teak, Ash, and Walnut. Black aniline dyed Ash base.
CB-50 Low Back Lounge Chairs with exposed solid Indian Rosewood frame.





CB-341 Stripe 8 Dining Table with alternating solid planks of Teak, Ash, and Walnut.
Natural Ash truss base. Seats eight people.





CB-383 Tambour Wall Credenza shown in Ash.

Horizontally sliding, tambour doors. Adjustable shelves in solid Ash with Horizon Blue aniline dye. Solid wood edges.





CB-382 Tambour High Credenza shown in Ash. Horizontally sliding, tambour doors. Adjustable shelves in solid Ash with Sage Green aniline dye. Carved pull detail. Solid wood edges.





CB-32L Wall Drawer Long (3 units shown) in solid Walnut plank with carved pull detail.
Fully concealed drawer hardware.






CB-32 Wall Drawer (4 units shown) in solid Ash plank with Sun Yellow aniline dye. Carved pull detail.
CB-53 Low Back Sofa with exposed solid Walnut frame.





above left and opposite Sharp Series Desk and Bath Accessories shown in carved solid Walnut.
above right Soft Series Desk and Bath Accessories shown in carved solid Walnut. Modular components.





CB-25 Mantis Side Chair

W 22 1/2	D 20 1/4"	H 30 1/2"	SH 17 5/8"
W 57.2cm	D 51.4cm	H 77.5cm	SH 44.8cm

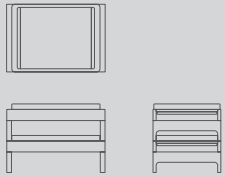
Materials Carved Solid Teak, Walnut or Ash.
Design 2008



CB-12 Tray

W 22" D 16 1/2" H 2 1/2"
W 56cm D 42cm H 6.5cm

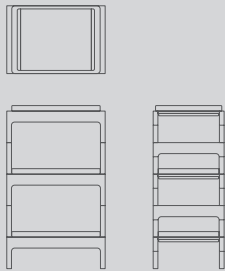
Materials Carved Solid Teak, Walnut or Ash. Also available in aniline dye solid Ash in Mesa Red, Horizon Blue, Sun Yellow or Sage Green.
Design 2000



CB-33 Tray Rack Side Table

W 24 5/8" D 17" H 17 1/8"
W 62.5cm D 43cm H 43.5cm

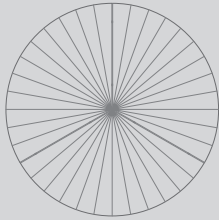
Materials Carved Solid Teak, Walnut or Ash.
Includes two removable trays
Design 2000



CB-34 Tray Rack Shelf

W 24 5/8" D 17 3/4" H 40 3/4"
W 62.5cm D 45cm H 103.5cm

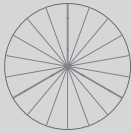
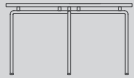
Materials Carved Solid Teak, Walnut or Ash.
Includes three removable trays.
Design 2000



CB-35 Circular Dining Table

ø 53 1/8" H 28 3/8" Top 1 1/4"
ø 135cm D 72cm Top 3cm

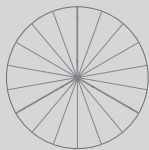
Materials Solid Santos Rosewood, Teak, Walnut or Ash.
Oxidized Brass three leg tubular base.
Design 2002



CB-36 Circular Coffee Table

ø 31 1/2" H 17 3/4" Top 3/4"
ø 80cm D 45cm Top 2cm

Materials Solid Santos Rosewood, Teak, Walnut or Ash.
Oxidized Brass three leg tubular base.
Design 2002



CB-361 Circular Coffee Table (large)

ø 35 1/2" H 13 3/4" Top 3/4"
ø 90cm D 35cm Top 2cm

Materials Solid Santos Rosewood, Teak, Walnut or Ash.
Oxidized Brass three leg tubular base.
Design 2003



CB-333 Plank Side Table

W 23 5/8"	D 17 3/4"	H 13 3/4"	Top 3/4"
W 60cm	D 45cm	H 35cm	Top 2cm


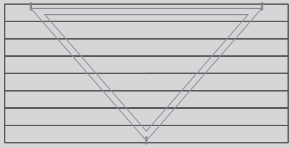
Materials Solid Santos Rosewood, Teak, Walnut or Ash.
Oxidized Brass three leg triangular frame in cold rolled true bar.
Design 2004



CB-332 Plank Coffee Table

W 70 7/8"	D 17 3/4"	H 13 3/4"	Top 3/4"
W 180cm	D 45cm	H 35cm	Top 2cm


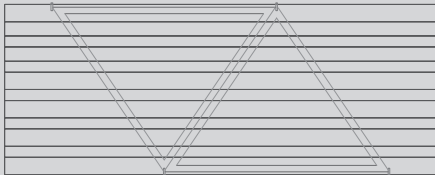
Materials Solid Santos Rosewood, Teak, Walnut or Ash.
Oxidized Brass three leg triangular frame in cold rolled true bar.
Design 2004



CB-331 Plank Table

W 70 7/8" D 35 3/8" H 28 3/8" Top 1 1/4"
W 180cm D 90cm H 72cm Top 3cm

Materials Solid Teak, Walnut or Ash.
Oxidized Brass three leg triangular frame
in cold rolled true bar.
Design 2004


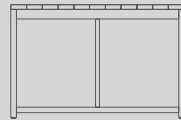
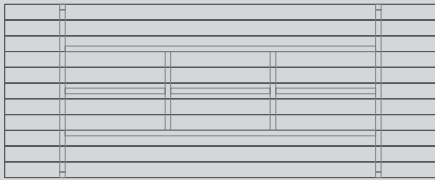


CB-335 Plank Conference Table

W 107 7/8" D 43 1/4" H 28 3/8" Top 1 1/4"
W 274cm D 110cm H 72cm Top 3cm

Materials Solid Teak, Walnut or Ash.
Oxidized Brass four leg triangular frame
in cold rolled true bar.
Design 2004

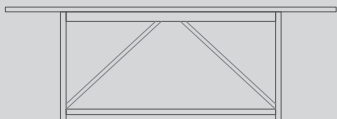
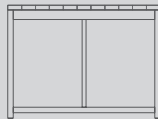
CB-336 also available to special order in
2 sections or 16' (488cm) length



CB-341 Stripe 8 Table

W 107 7/8"	D 43 1/4"	H 28 3/8"	Top 1 1/4"
W 274cm	D 110cm	H 72cm	Top 3cm


Materials Combination Solid Teak,
Walnut and Natural Ash top.
Also available in singular wood type in
Teak, Walnut or Ash.
Base in oiled Natural Ash or
Black Stained Ash.
Design 2008



CB-342 Stripe 6 Table

W 82 3/4"	D 38 1/8"	H 28 3/8"	Top 1 1/4"
W 210cm	D 96.8cm	H 72cm	Top 3cm


Materials Combination Solid Teak,
Walnut and Natural Ash top.
Also available in singular wood type in
Teak, Walnut or Ash.
Base in oiled Natural Ash or
Black Stained Ash.
Design 2008



CB-343 Stripe Coffee Table

W 63	D 26"	H 12"	Top 3/4"
W 160cm	D 66cm	H 30.3cm	Top 2cm



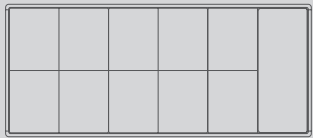
Materials Combination Solid Teak, Walnut and Natural Ash top.
Also available in singular wood type in Teak, Walnut or Ash.
Base in oiled Natural Ash or Black Stained Ash.
Design 2008



CB-345 Stripe Bench

W 63"	D 18 7/8"	H 15 3/8"	SH 15 7/8" (with cushion)
W 160cm	D 48cm	H 39.1cm	SH 40.3cm (with cushion)



Materials Combination Solid Teak, Walnut and Natural Ash top.
Also available in singular wood type in Teak, Walnut or Ash.
Base in oiled Natural Ash or Black Stained Ash. Optional cushion.
Design 2008



CB-41 Daybed

W 76 3/8" D 33" H 11 3/4"
W 194cm D 84cm H 30cm

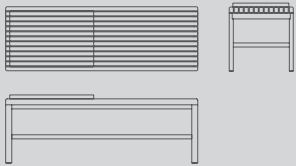
Materials Solid Santos Rosewood, Teak, Walnut or Ash.
Adjustable backrest with hand sewn
leather cushions and headrest.
Design 2004



CB-311 Leather Desk

W 71 5/8" D 33 1/2" H 28 3/8"
W 182cm D 85cm H 72cm


Materials Solid Santos Rosewood, Teak, Walnut or Ash.
Leather inset top and drawer linings.
Design 2004



CB-39 Slat Bench

W 48"	D 16"	H 16"	SH 17" (with cushion)
W 122cm	D 40.6cm	H 40.6cm	SH 43cm (with cushion)

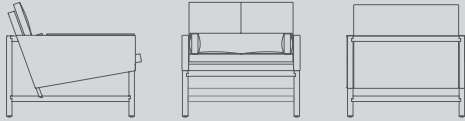
Materials Solid Santos Rosewood,
Teak, Walnut or Ash.
Optional cushion.
Design 2008



CB-39L Slat Bench Long

W 76"	D 16"	H 16"	SH 17" (with cushion)
W 193cm	D 40.6cm	H 40.6cm	SH 43cm (with cushion)

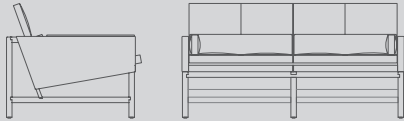
Materials Solid Santos Rosewood,
Teak, Walnut or Ash.
Optional cushion.
Design 2008



CB-50 Low Back Lounge Chair

W 29 1/2" D 33 1/2" H 28 1/2" SH 16" Arm H 20"
W 75cm D 85cm H 72.4cm SH 40.6cm Arm H 50.8cm

Materials Exposed frame in Solid Teak, Walnut or Ash.
Foam and down cushions with inverted seams, tufted and welted.
Design 2005



CB-52 Low Back Settee

W 55 1/2" D 33 1/2" H 28 1/2" SH 16" Arm H 20"
W 141cm D 85cm H 72.4cm SH 40.6 cm Arm H 50.8cm

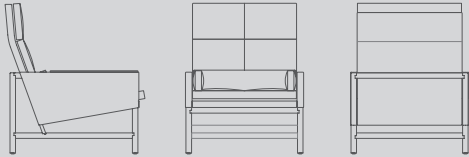
Materials Exposed frame in Solid Teak, Walnut or Ash.
Foam and down cushions with inverted seams, tufted and welted.
Design 2005



CB-53 Low Back Sofa

W 81 1/2" D 33 1/2" H 28 1/2" SH 16" Arm H 20"
W 207cm D 85cm H 72.4cm SH 40.6cm Arm H 50.8cm

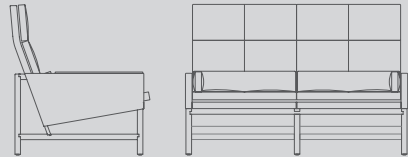
Materials Exposed frame in Solid Teak, Walnut or Ash.
Foam and down cushions with inverted seams, tufted and welted.
Design 2005



CB-510 High Back Lounge Chair

W 29 1/2" D 33 1/2" H 37 1/2" SH 16" Arm H 20"
W 75cm D 85 cm H 95.2cm SH 40.6cm Arm H 50.8cm

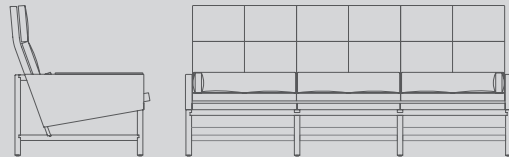
Materials Exposed frame in Solid Teak, Walnut or Ash.
Foam and down cushions with inverted seams, tufted and welted.
Design 2005



CB-512 High Back Settee

W 55 1/2" D 33 1/2" H 37 1/2" SH 16" Arm H 20"
W 141cm D 85cm H 95.2cm SH 40.6cm Arm H 50.8cm

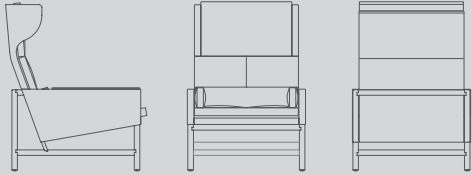
Materials Exposed frame in Solid Teak, Walnut or Ash.
Foam and down cushions with inverted seams, tufted and welted.
Design 2005



CB-513 High Back Sofa

W 81 1/2" D 33 1/2" H 37 1/2" SH 16" Arm H 20"
W 207cm D 85cm H 95.2cm SH 40.6cm Arm H 50.8cm

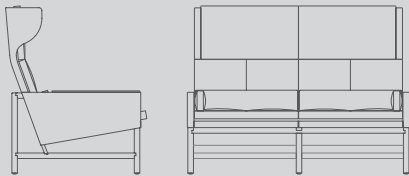
Materials Exposed frame in Solid Teak, Walnut or Ash.
Foam and down cushions with inverted seams, tufted and welted.
Design 2005



CB-51 Wing Back Lounge Chair

W 29 1/2"	D 33 1/2"	H 42"	SH 16"	Arm H 20"
W 75cm	D 85cm	H 106.7cm	SH 40.6cm	Arm H 50.8cm

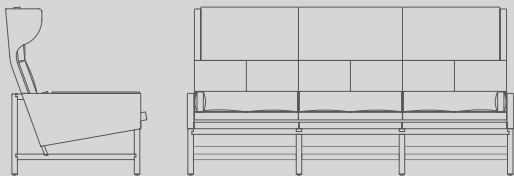
Materials Exposed frame in Solid Teak, Walnut or Ash.
Foam and down cushions with inverted seams, tufted and welted.
Design 2005



CB-522 Wing Back Settee

W 55 1/2"	D 33 1/2"	H 42"	SH 16"	Arm H 20"
W 141cm	D 85cm	H 106.7cm	SH 40.6cm	Arm H 50.8cm

Materials Exposed frame in Solid Teak, Walnut or Ash.
Foam and down cushions with inverted seams, tufted and welted.
Design 2005



CB-533 Wing Back Sofa

81 1/2"	D 33 1/2"	H 42"	SH 16"	Arm H 20"
W 207cm	D 85cm	H 106.7cm	SH 40.6cm	Arm H 50.8cm

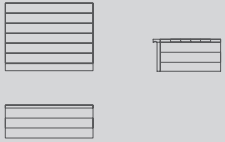
Materials Exposed frame in Solid Teak, Walnut or Ash.
Foam and down cushions with inverted seams, tufted and welted.
Design 2005



CB-511 Ottoman

W 23 1/4" D 20" H 12"
W 59 cm D 50.8 cm H 30.5 cm

Materials Exposed frame in Solid Teak, Walnut or Ash.
Design 2005



CB-32 Wall Drawer Single

W 21 7/8" D 16 7/8" H 8 1/4"
W 55.7cm D 42.9cm H 21cm

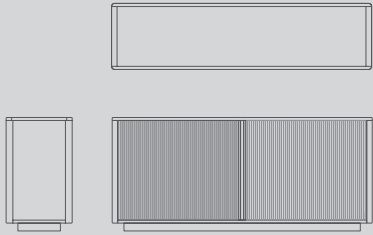
Materials Solid Santos Rosewood, Teak, Walnut or Ash.
Also available in aniline dye solid Ash in Mesa Red, Horizon Blue,
Sun Yellow or Sage Green with natural Ash interior.
French Cleat with wood reveal for wall attachment.
Design 2008



CB-32L Wall Drawer Double

W 43 1/4" D 16 7/8" H 8 1/4"
W 111.4cm D 42.9cm H 21cm

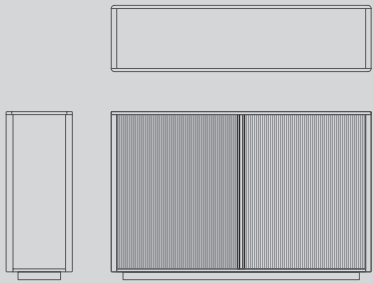
Materials Solid Santos Rosewood, Teak, Walnut or Ash.
Also available in aniline dye solid Ash in Mesa Red, Horizon Blue,
Sun Yellow or Sage Green with natural Ash interior.
French Cleat with wood reveal for wall attachment.
Design 2008



CB-381 Tambour
Low Credenza

W 65" D 16 1/2" H 28 3/8" Clear Interior Depth 13 1/8"
W 165cm D 42cm H 72 cm Clear Interior Depth 33.4cm

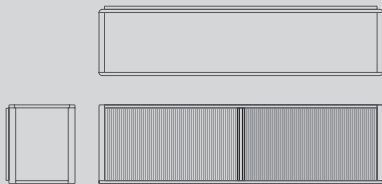
Materials Teak, Walnut or Ash veneer panels to top, sides, and back with solid edges on all sides. Interior in Ash with aniline dye color in Mesa Red, Horizon Blue, Sun Yellow or Sage Green.
Design 2008



CB-382 Tambour
High Credenza

W 65" D 16 1/2" H 42" Clear Interior Depth 13 1/8"
W 165cm D 42cm H 106.7cm Clear Interior Depth 33.4cm

Materials Teak, Walnut or Ash veneer panels to top, sides, and back with solid edges on all sides. Interior in Ash with aniline dye color in Mesa Red, Horizon Blue, Sun Yellow or Sage Green.
Design 2008



CB-383 Tambour
Wall Hung Credenza

W 70 7/8" D 17 1/4" H 19 5/8" Clear Interior Depth 13 1/8"
W 180cm D 44cm H 50cm Clear Interior Depth 33.4cm

Materials Teak, Walnut or Ash veneer panels to top and sides with solid edges on all sides. French Cleat with wood reveal for wall attachment. Interior in Ash with aniline dye color in Mesa Red, Horizon Blue, Sun Yellow or Sage Green
Design 2008



CB-21 Tractor Stool

W 17" D 13 1/2" H 19 1/4" SH 17"
W 43cm D 34.5cm H 48.9cm SH 43cm

Materials Carved Solid Teak, Walnut, or Ash.
Design 2000



CB-22 Tractor Counter Stool

W 17" D 13 1/2" H 26 1/4" SH 24 3/8"
W 43cm D 34.5cm H 66.6cm SH 62cm

Materials Carved Solid Teak, Walnut, or Ash.
Black leather wrapped footrest.
Design 2001



CB-23 Tractor Bar Stool

W 17" D 13 1/2" H 32 1/4" SH 30"
W 43cm D 34.5cm H 82cm SH 76.2cm

Materials Carved Solid Teak, Walnut, or Ash.
Black leather wrapped footrest.
Design 2001



All products shown are available in a range of material options and colors. Please consult our website or contact us for more specific information or to request a price quote.

BassamFellows, Inc.
93 Cherry Street
New Canaan, CT 06840
Phone 212.941 5900
Fax 877.232 5733
www.bassamfellows.com
info@bassamfellows.com

Photography Nikolas Koenig
Art Direction Boris Bencic
Photographed in New Canaan, CT
Spring 2009

BassamFellows, Inc. 93 Cherry Street, New Canaan, CT 06840
www.bassamfellows.com info@bassamfellows.com

